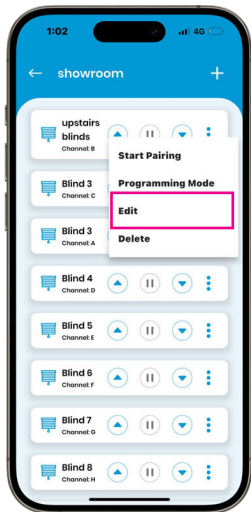
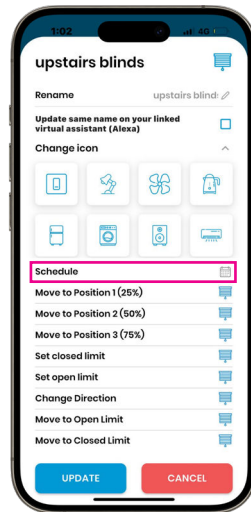


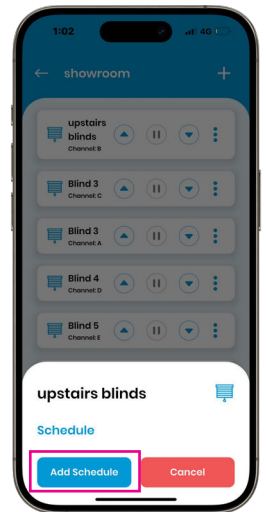
STEP 1: OPEN INFINITE APP
Choose the motor to set schedule



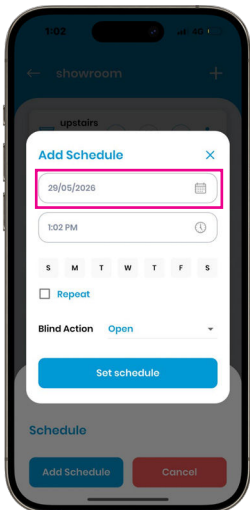
STEP 2: EDIT MODE
Tap the '⋮' button and tap 'Edit'



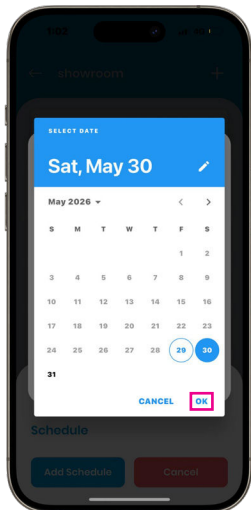
STEP 3: SCHEDULE
Tap the 'Schedule' button



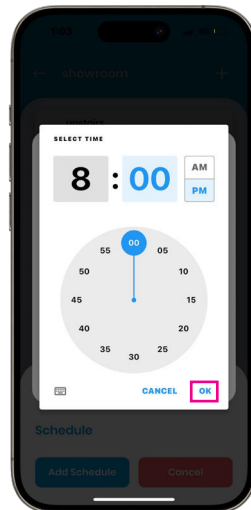
STEP 4: ADD SCHEDULE
Tap 'Add Schedule'



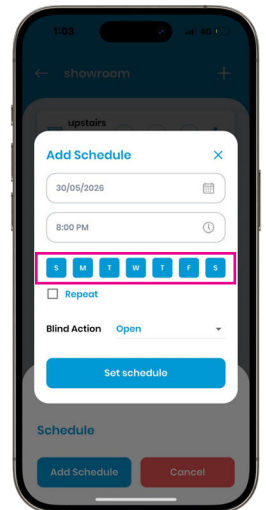
STEP 5: ADD DATES
Tap the date field to select start date



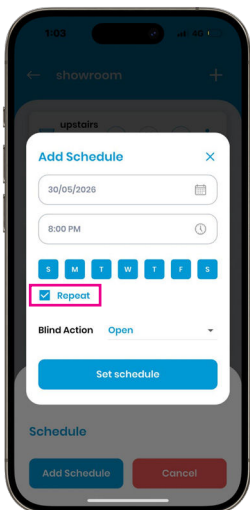
STEP 6: SAVE DATE
Choose the date and tap 'OK'



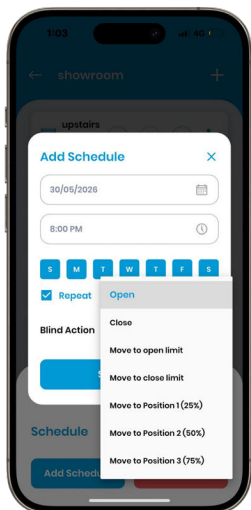
STEP 7: ADD TIME
Tap the time field to select time



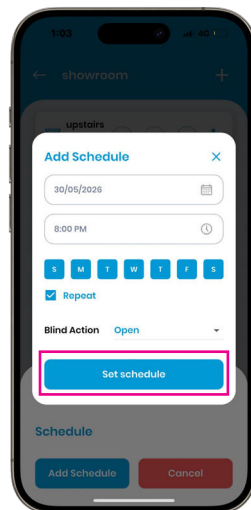
STEP 8: SELECT DAYS
Choose the days to repeat schedule



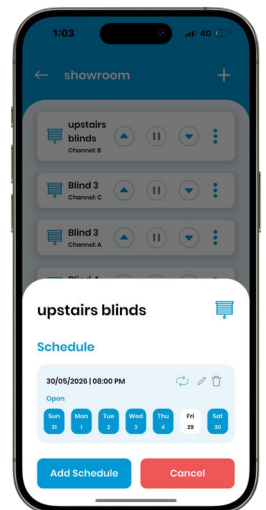
STEP 9: REPEAT SCHEDULE
Tap 'Repeat' to repeat the schedule



STEP 10: BLIND ACTION
Select the action for this schedule



STEP 11: SET SCHEDULE
Tap 'Set schedule' to complete setup



ALL DONE! The schedule has been set for your motor.